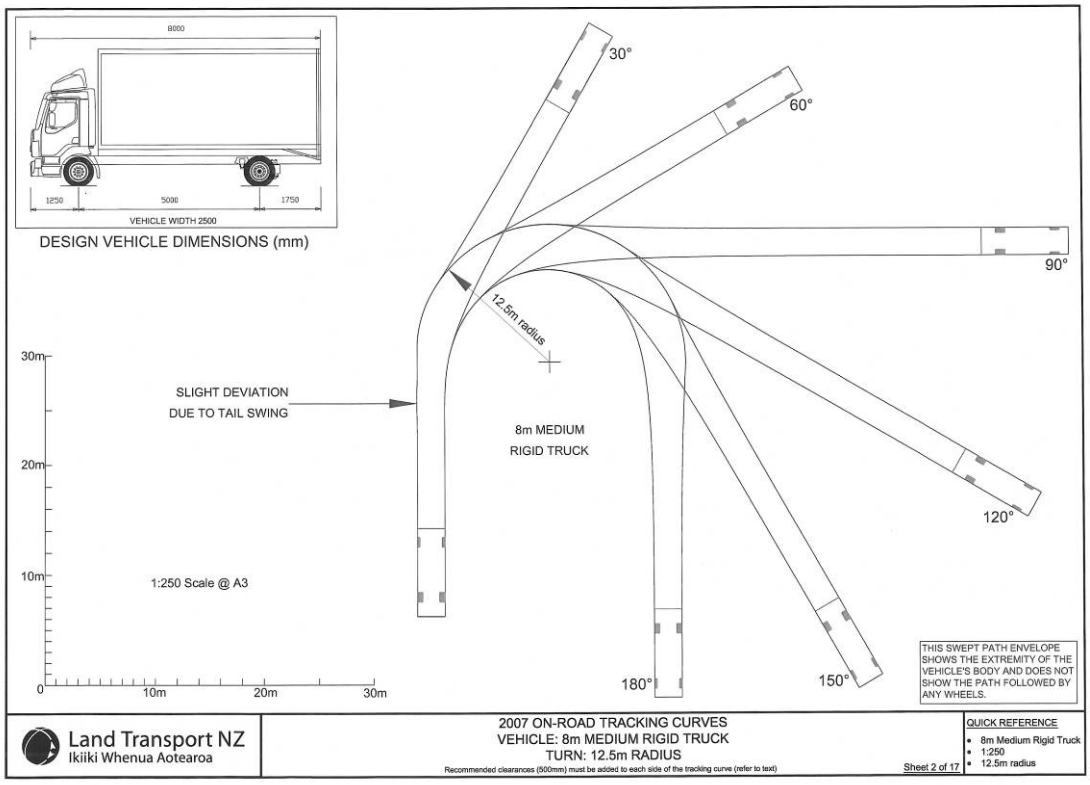
8000
1250
5000
1750
VEHICLE WIDTH 2500
DESIGN VEHICLE DIMENSIONS (mm)
30°
60°
90°
120°
150°
180°
12.5m radius
SLIGHT DEVIATION
DUE TO TAIL SWING
8m MEDIUM
RIGID TRUCK
30m
20m
10m
0
10m
20m
30m
1:250 Scale @ A3
THIS SWEPT PATH ENVELOPE SHOWS THE EXTREMITY OF THE VEHICLE'S BODY AND DOES NOT SHOW THE PATH FOLLOWED BY ANY WHEELS.
Land Transport NZ
Ikiiki Whenua Aotearoa
2007 ON-ROAD TRACKING CURVES
VEHICLE: 8m MEDIUM RIGID TRUCK
TURN: 12.5m RADIUS
Recommended clearances (500mm) must be added to each side of the tracking curve (refer to text)
Sheet 2 of 17
QUICK REFERENCE
8m Medium Rigid Truck
1:250
12.5m radius

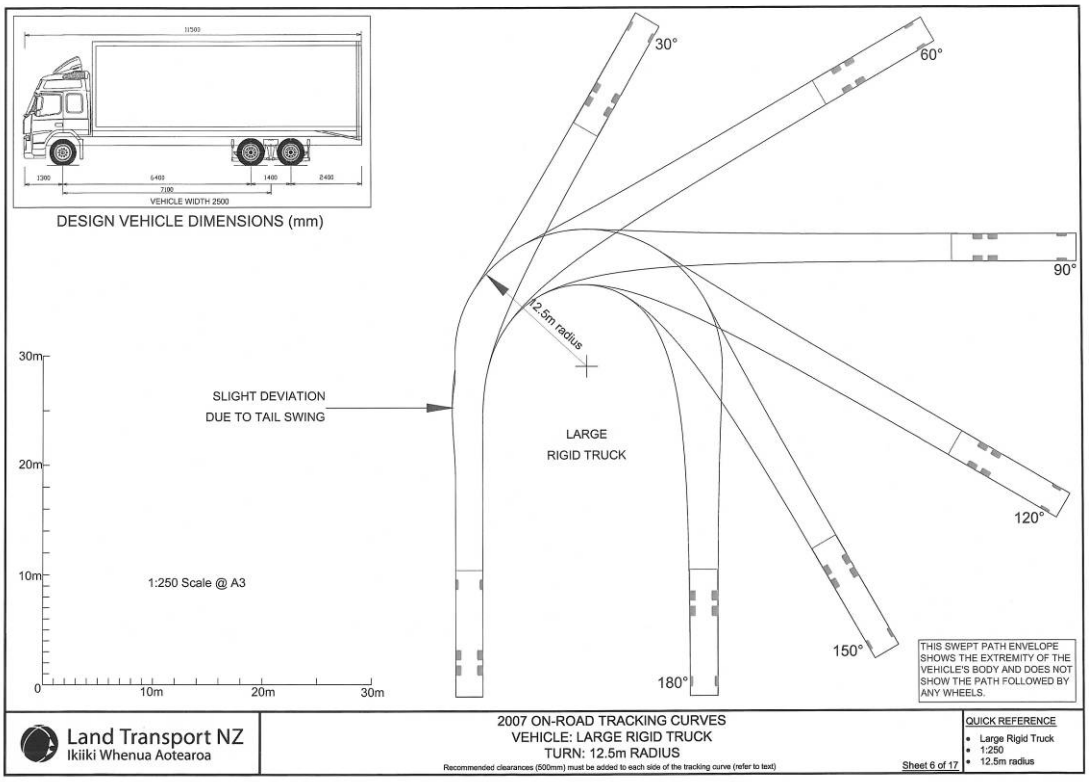
11500
1300
6400
1400
2400
7100
VEHICLE WIDTH 2500
DESIGN VEHICLE DIMENSIONS (mm)
30°
60°
90°
120°
150°
180°
12.5m radius
SLIGHT DEVIATION
DUE TO TAIL SWING
LARGE
RIGID TRUCK
30m
20m
10m
0
10m
20m
30m
1:250 Scale @ A3
THIS SWEPT PATH ENVELOPE SHOWS THE EXTREMITY OF THE VEHICLE'S BODY AND DOES NOT SHOW THE PATH FOLLOWED BY ANY WHEELS.
Land Transport NZ
Ikiiki Whenua Aotearoa
2007 ON-ROAD TRACKING CURVES
VEHICLE: LARGE RIGID TRUCK
TURN: 12.5m RADIUS
Recommended clearances (500mm) must be added to each side of the tracking curve (refer to text)
Sheet 6 of 17
QUICK REFERENCE
Large Rigid Truck
1:250
12.5m radius

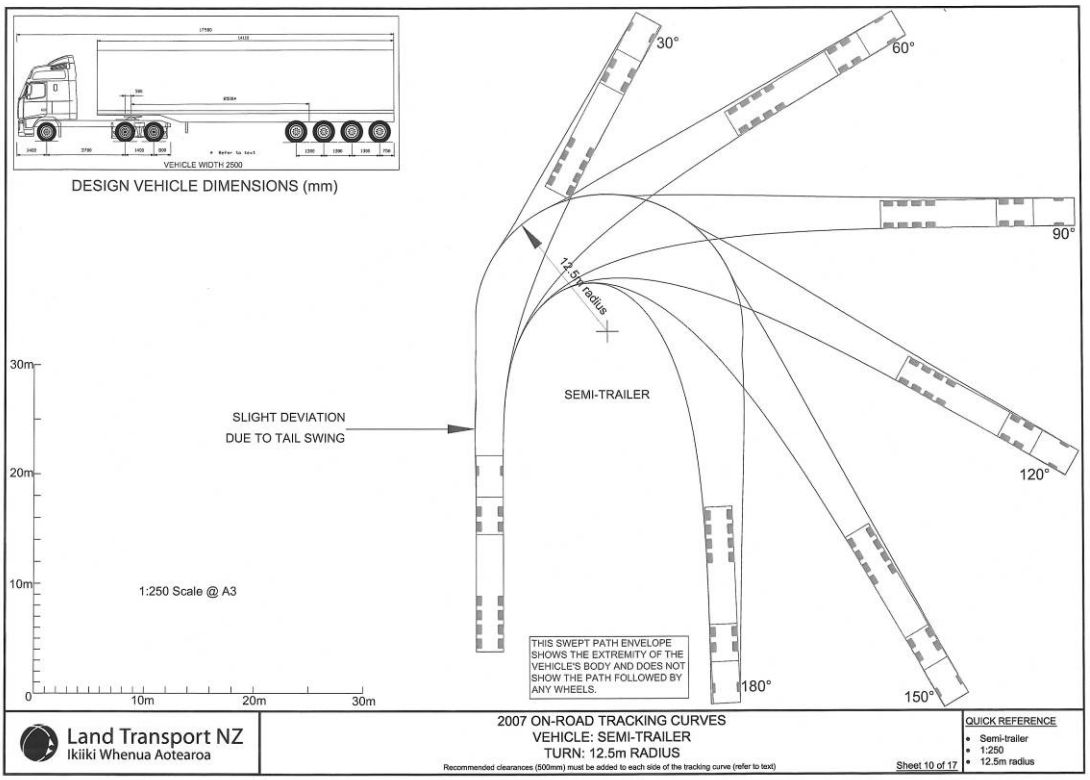
VEHICLE WIDTH 2500
DESIGN VEHICLE DIMENSIONS (mm)
30°
60°
90°
120°
150°
180°
12.5m radius
SEMI-TRAILER
SLIGHT DEVIATION
DUE TO TAIL SWING
30m
20m
10m
0
10m
20m
30m
1:250 Scale @ A3
THIS SWEPT PATH ENVELOPE SHOWS THE EXTREMITY OF THE VEHICLE'S BODY AND DOES NOT SHOW THE PATH FOLLOWED BY ANY WHEELS.
Land Transport NZ
Ikiiki Whenua Aotearoa
2007 ON-ROAD TRACKING CURVES
VEHICLE: SEMI-TRAILER
TURN: 12.5m RADIUS
Recommended clearances (500mm) must be added to each side of the tracking curve (refer to text)
Sheet 10 of 17
QUICK REFERENCE
Semi-trailer
1:250
12.5m radius